

This product is pre-filled with a Heat Transfer Liquid.

This electrical towel rail is supplied with 3BV: 3 bar safety valve. Installing this valve will eliminate the risk of the towel rail bursting due to high pressure when heated.

Once the towel rail is mounted on the wall, remove the plug (located on top of one of the towel rail uprights) and screw the 3BV on tightly. Fit the 3BV before heating the towel rail for the first time.

First Uses – Advice to the Consumer:

As the towel rail regulates its internal pressure, the customer may notice a leak of liquid (one or two drops each time) in the first few runs of the towel rail. Once internal pressure is settled, leaking will cease. The heat transfer liquid is not toxic or harmful, and will not damage the surface of the towel rail.

Electrical Installation:

- Installation of this heating element should only be carried out by a qualified electrician or competent person to the current Building and IEE Wiring Regulations (BS7671).
- This is a mains powered product, and must be earthed when hard-wired to the electrical system.
- Wire Colours: Brown=Live, Blue=Neutral, Green/Yellow=Earth

Electrical Safety:

- Before installation or maintenance, ensure that the mains supply to the heating element is switched off and the circuit supply fuses are removed or circuit breaker turned off.
- Check that the total load on the circuit, including when this element is fitted, does not exceed the rating of the circuit cable fuse of the circuit breaker.
- Electric radiators must be installed in appropriate bathroom zones. Failing to do so could invalidate your home insurance.
- The radiator must always be mounted with the element at the bottom with the radiator in the upright position. Failure to do so may result in a fire hazard.
- Do not turn the heating element on unless the radiator is full of liquid and the element is completely submerged, as this would permanently damage the element and invalidate product guarantee.

Cleaning external facets of electrical element:

- Do not use any chemical or abrasive cleaners.
 - Clean product with only a soft dry cloth.
-

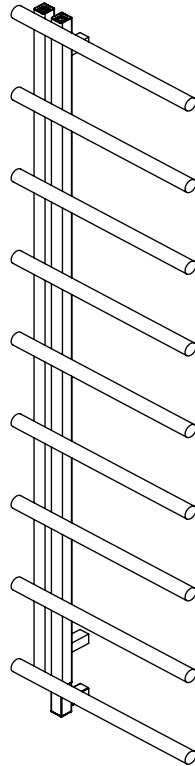
Warranty:

This product is warranted to be free of defects in materials, design and workmanship for 12 months from the date of purchase (conditions apply, please see Ultraheat/AEON website for further details). If a suspected fault should develop in this time, please contact us via the address provided.

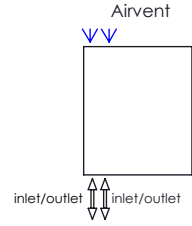
Recycling Advice:

Waste Electrical products should not be disposed of with household waste. Please recycle where facilities exist. Check with your local authority or retailer for recycling advice.

Electric Heating Element:
400W
Heating Transfer Liquid for Rails:
Up to 1100mm High

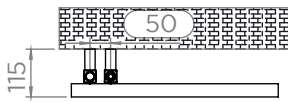
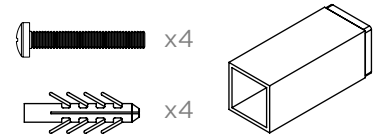


Plumbing Position:

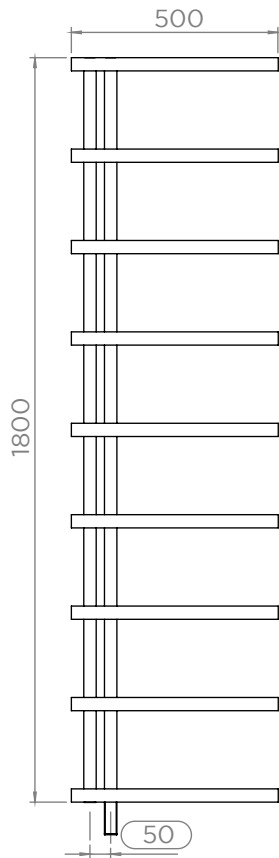


All Dimensions are in mm
 Max.Working Pressure: 10 Bar
 Max.Working Temperature: 95° C
 Inlet / Outlet : 1/2" BSP
 Fuel Type: E

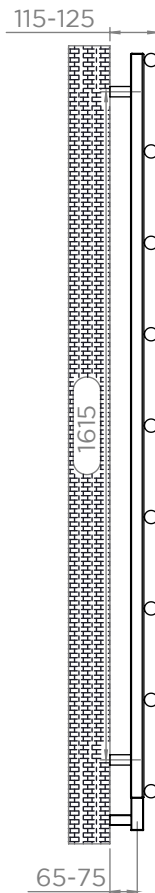
Installation Accessories:



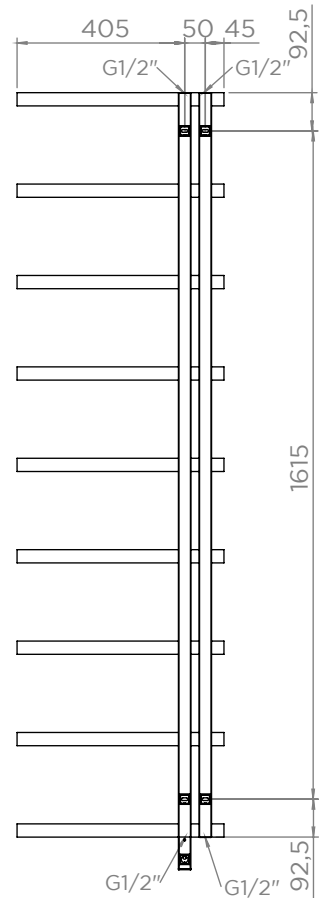
Top View



Front View



Side View



Back View