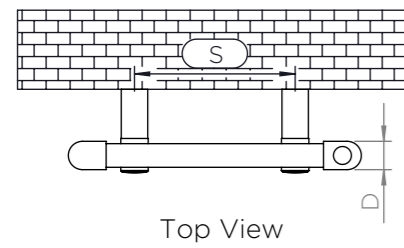
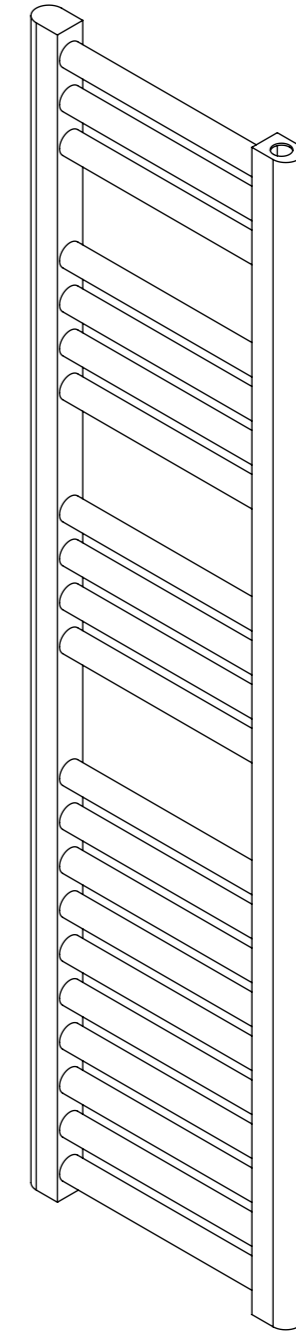


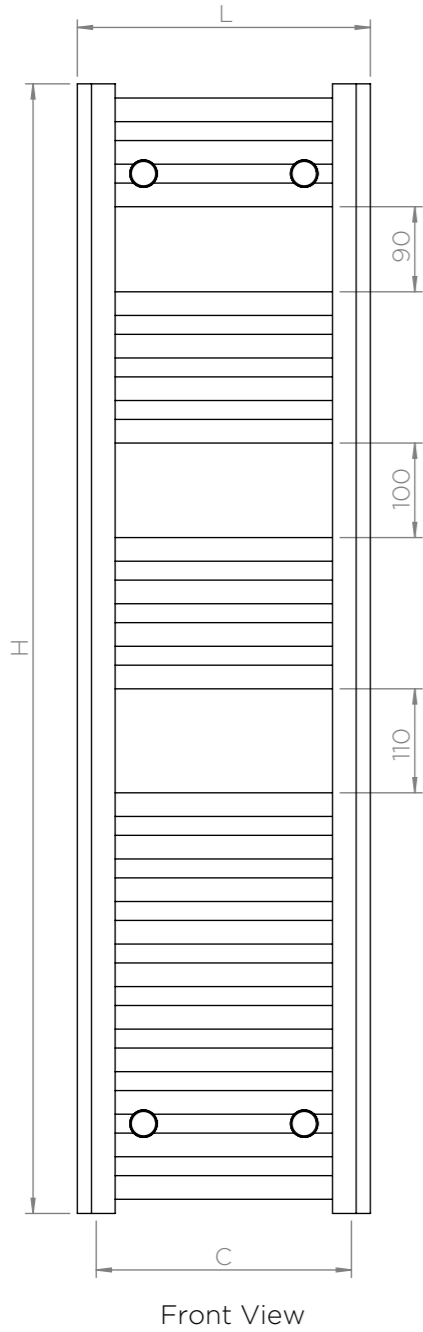
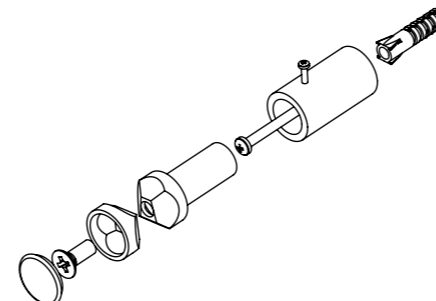
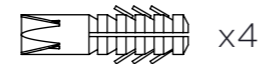
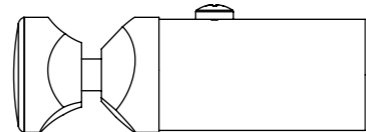


ALL MEASUREMENTS ARE IN MILLIMETRES MANUFACTURED FROM MILD STEEL

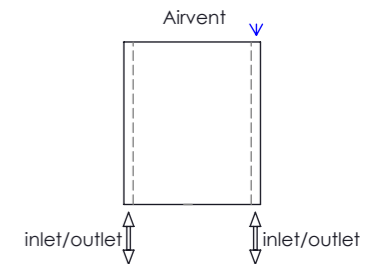
3M12



Installation Accessories:



Plumbing Position: Vertical Mount



All Dimension are in mm
 Max. Working Pressure: 10 Bar
 Max. Working Temperature: 95° C
 Inlet / Outlet : 1/2" BSP
 Fuel: E/H/D
 Ø25x1.2 mm Hor. Tubes
 30x40x1.5 mm Vert. Profiles

PRODUCT CODE	HEIGHT (H)	LENGTH (L)	DEPTH (D)	PIPE CENTRES (C)	BRACKET CENTRES	
	mm	mm	mm	mm	F mm	S mm
3M12	1195	310	30	270	1005	170