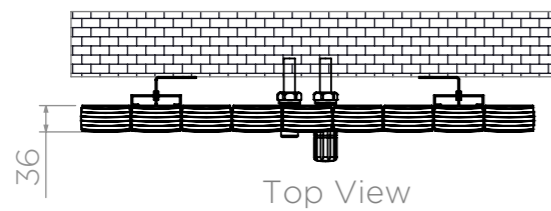


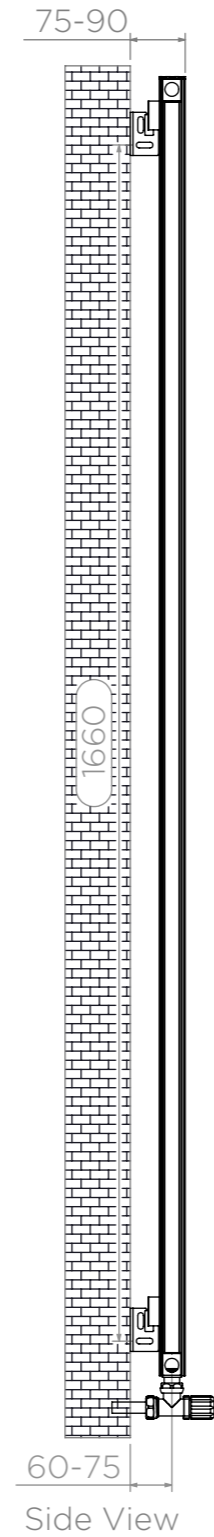



ALL MEASUREMENTS ARE IN MILLIMETRES MANUFACTURED FROM ALUMINIUM

SMY1809



All Dimension are in mm
 Max.Working Pressure = 10 Bar
 Max.Working Temperature=95° C
 Inlet / Outlet : 1/2" BSP