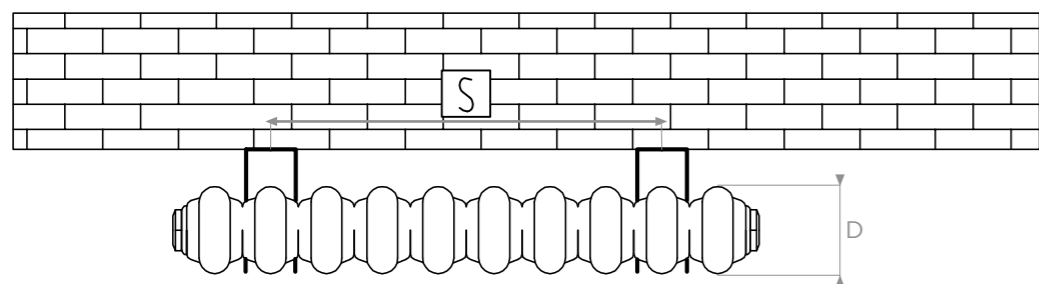
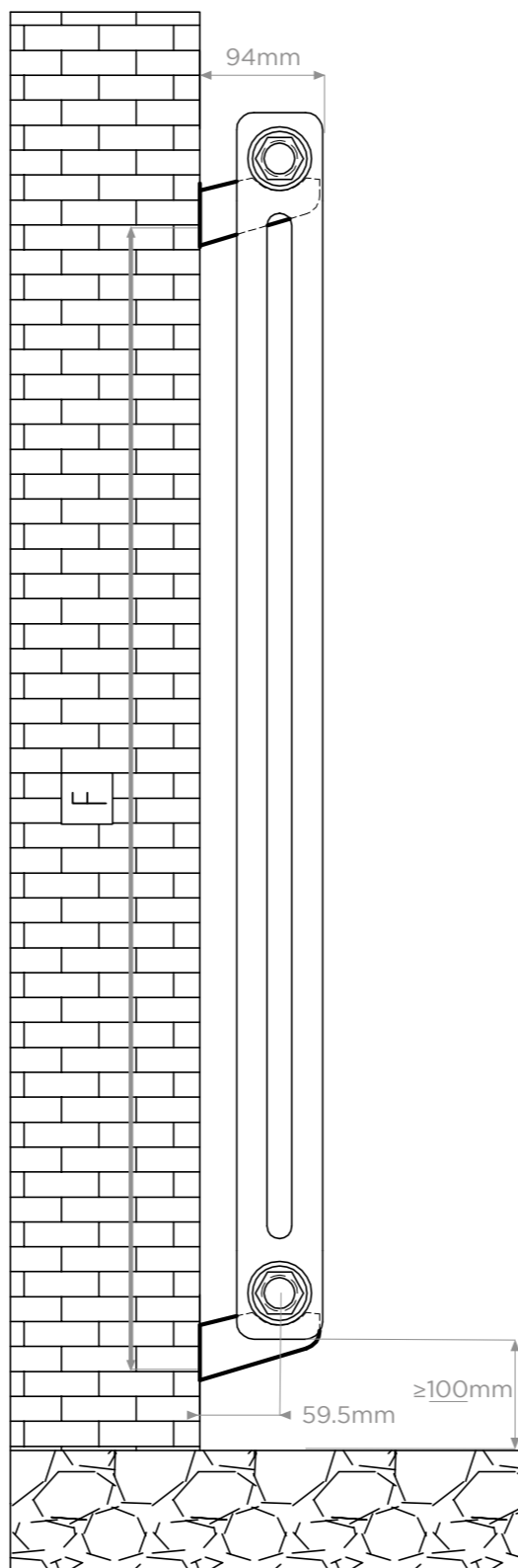
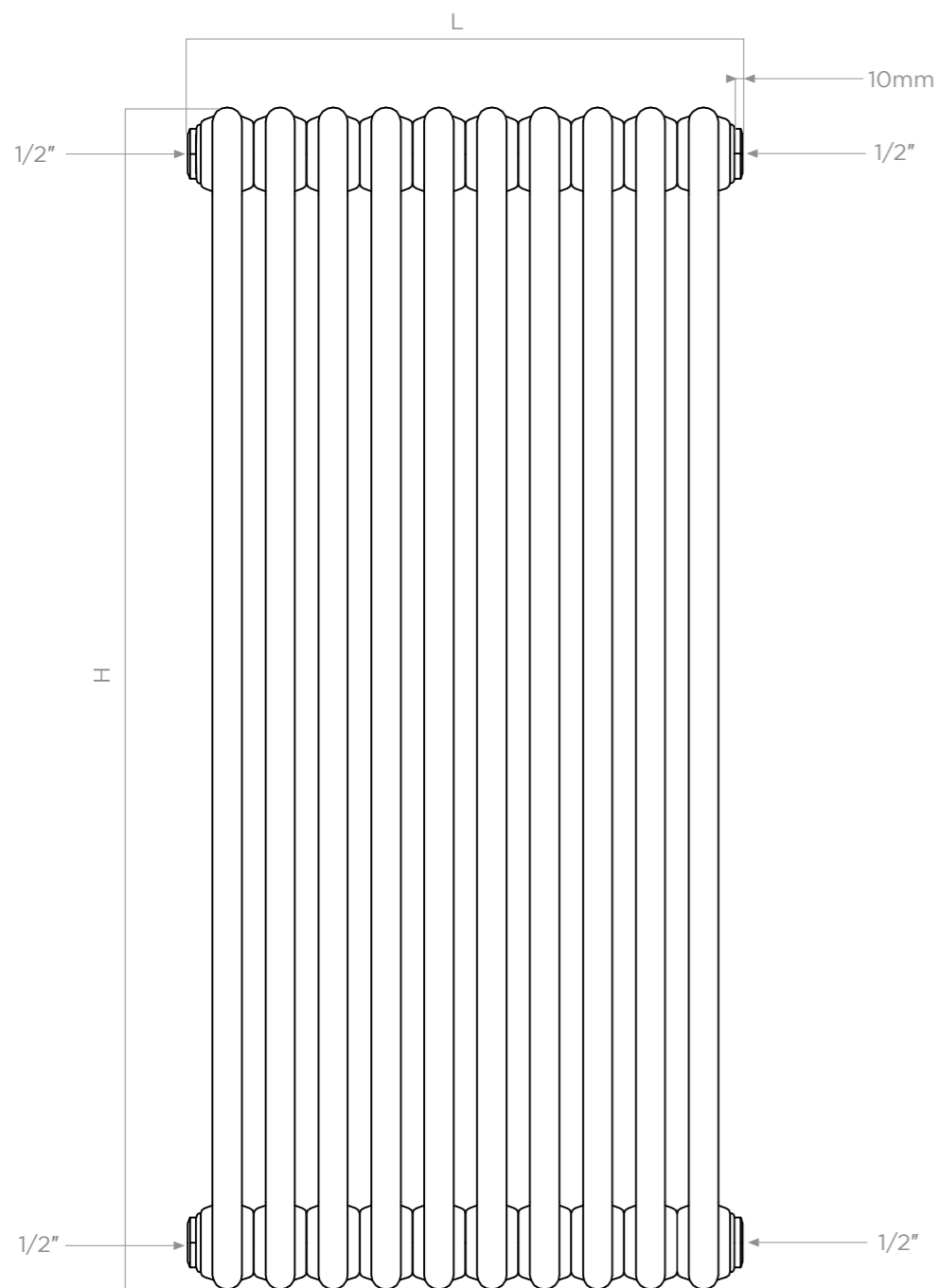
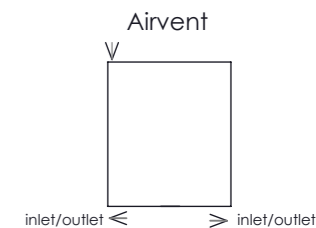


ALL MEASUREMENTS ARE IN MILLIMETRES MANUFACTURED FROM MILD STEEL



### Fitting Position:

All Dimensions are in mm  
 Max. Working Pressure: 6 Bar  
 Max. Working Temperature: 95° C  
 Inlet / Outlet : 1/2" BSP  
 Fuel Type: H



PRODUCT CODE	HEIGHT (H) mm	LENGTH (L) mm	DEPTH (D) mm	PIPE CENTRES (C) mm	BRACKET CENTRES	
					F mm	S mm
C2050613	500	598	69	688	523	398
C2050716	500	731	69	821	523	531
C2050922	500	997	69	1087	523	709
C2051125	500	1130	69	1220	523	842
C2051432	500	1440	69	1530	523	1152
C2060306	600	288	69	378	523	88
C2060408	600	376	69	466	523	176
C2060409	600	421	69	511	523	221
C2060613	600	598	69	688	523	398
C2060716	600	731	69	821	523	531
C2060919	600	864	69	954	523	664
C2060922	600	997	69	1087	523	709
C2061125	600	1130	69	1220	523	842
C2061432	600	1440	69	1530	523	1152
C2061636	600	1617	69	1707	523	1329
C2061640	600	1794	69	1884	523	1506
C2070409	700	421	69	511	523	221
C2070613	700	598	69	688	523	398
C2070716	700	731	69	821	523	531
C2070919	700	864	69	954	523	664
C2070922	700	997	69	1087	523	709
C2090408	900	376	69	466	823	176
C2090510	900	465	69	555	823	265
C2120408	1200	376	69	466	1123	176
C2120510	1200	465	69	555	1123	265
C2150408	1500	376	69	466	1423	176
C2150510	1500	465	69	555	1423	265
C2180204	1800	199	69	289	1723	44
C2180306	1800	288	69	378	1723	88
C2180408	1800	376	69	466	1723	176
C2180510	1800	465	69	555	1723	265
C2180613	1800	598	69	688	1723	398
C2200408	2000	376	69	466	1923	176
C2200510	2000	465	69	555	1923	265
C2200613	2000	598	69	688	1923	398